

ILLUSTRATIONS OF THE ABDOMINAL APPEN-
DAGES OF CERTAIN MOSQUITOES.

By HARRISON G. DYAR, A.M., PH.D.,

WASHINGTON, D. C.

(PLATE VIII.)

Grabhamia mitchellæ Dyar. (Plate VIII, Fig. 1.)

Side piece elongate, outer lobe undeveloped, inner lobe small, setose; clasp moderately swollen centrally though not greatly inflated, with long terminal spine. Harpe jointed, basal part rather straight, uniform, apical filament long, as long as the basal part, uniform, scarcely tapered. Harpago smooth, curved, concave, the tip narrow and bent. Unci invisible. Appendage of the eighth segment small, setose.

Grabhamia punctor Kirby. (Plate VIII, Fig. 2.)

Side piece elongate, terminal hairs very stout; outer lobe distinct, running basally to join the inner lobe, moderately setose; inner lobe well developed, expanded, setose; clasp filamentous with long terminal spine. Harpe jointed, basal part curved, uniform, outer filament broad, curved, not long, slightly recurved at tip. Harpago curved, concave, the tip narrow and bent. Unci invisible. Appendage of eighth segment short, broad, setose.

Grabhamia abfitchii Felt. (Plate VIII, Fig. 3.)

Side piece elongate, with stout hairs at apex; outer lobe present, short, prominent, setose; inner lobe well developed, long, running up to the outer lobe, setose throughout; clasp filamentous with long terminal spine. Harpe jointed, uniform, the basal part curved, filament straight, equal in length to the basal part. Harpago smooth, elongate, curved, concave, the tip narrowed and bent. Unci invisible. Appendage of the eighth segment narrow, long, with few setæ.

Grabhamia fitchii Felt & Young. (Plate VIII, Fig. 4.)

Side piece elongate, with stout hairs at apex; outer lobe present, short, prominent, setose; inner lobe prominent, short, sharply conic, very densely haired; clasp filamentous with long terminal spine. Harpe jointed, basal part straight, uniform, apical filament short, broad, with a notch at base with a slight prominence above it, the tip curved over. Harpago curved, concave, prominent, the tip narrow and curved. Unci invisible. Appendage of eighth segment distinct, broad, with many setæ.

Culicelsa confirmatus Arrib. (Plate VIII, Fig. 5.)

Side piece elongate, narrowed outwardly; outer lobe present, elongate, smooth, an area at its base bearing numerous dense long hairs; inner lobe small, setose, a broad stout spine arising near it which is bent at base and recurved at tip; clasp filamentous with long terminal spine. Harpe jointed, the basal part long, even, the apical filament long, expanded, with a sharp retrorse branch near tip. Harpago elongate, conical, the tip tapered and bent. Unci invisible. Appendage of the eighth segment broad, setose.

Anopheles crucians Wied. (Plate VIII, Fig. 6.)

Side piece conic, stout, a lobe within near base bearing two stout setæ; a second lobe within the first, conic, with triple stout apical setæ and two smaller ones on the basal slope. Clasp stout, long and broad, narrowed centrally, with a small terminal spine.

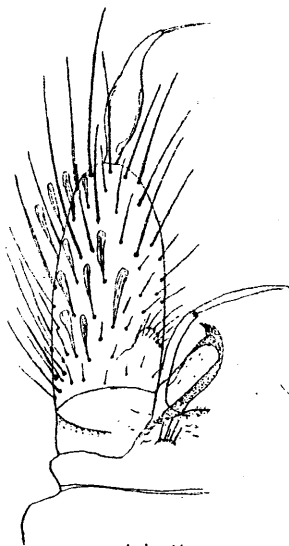
- Filament of harpe slender, uniform*abfitchii*.
 Filament of harpe broad, with a notch at base.....*ftchii*.

SYNOPSIS OF SPECIES OF *CULISELSA*.

Three species are now known to be referable to this genus. They separate as follows on genitalic characters.

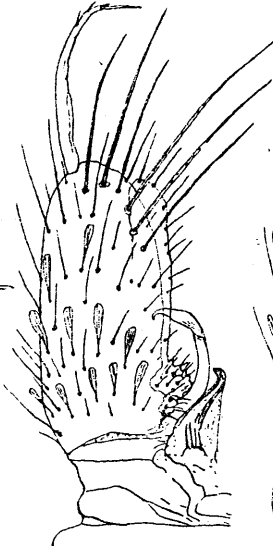
- Inner lobe of side piece broad and angled, but without a spine*tæniorhynchus*.
 Inner lobe of side piece small, rounded, with a stout spine with hooked tip.
 Side piece broad without*inconspicuus*.
 Side piece narrowed without.....*confirmatus*.

The student will find a synopsis of genera of Culicidæ, based on genitalic characters in the Proceedings of the Entomological Society of Washington, vol. vii, pp. 42-49, 1905.



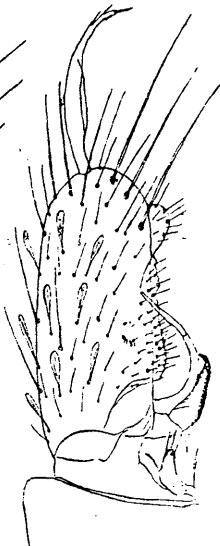
mitchellæ

1




punctor

2




abfitchii

3



fitchii

4



confirmatus

5



crucians

6

Genitalia of Mosquitoes.